

365 Picture Today

FEBRUARY 2021



WELCOME TO FEBRUARY

Welcome to February, the month of love! You have made it through a whole month of taking a photo a day. Give yourself a pat on the back. During January, you put yourself in front of the camera, photographed travel even though most of us are still stuck at home, spent a week looking for the color red, and got to intentionally break some of the rules of photography. As we greet this month of love, reflect on what you love about being on this journey of daily photography. Are you discovering particular subjects that you love to photograph? Are you discovering a love for a particular lens or camera settings? Maybe you are rekindling a relationship with photography that has been dormant for awhile. Whatever the case, celebrate the power of that love!

That said, remember that love does not bring with it a perpetual high. You still love your dog even after she has tracked mud all over your freshly mopped kitchen floor. You still love your kids even though they threw a bedtime fit and exhausted the last bit of energy you had. You still love your significant other even though they left the toilet paper roll empty. We need to have this kind of loving acceptance with our photographs. Not every photo we take will bring with it the same kind of powerful emotions that we felt with our first kiss. Nor will they all bring with them the heartbreaking disappointment of lost love. Just like the days of our human relationships, most of the photos we take as part of this photo a day project rest in the middle of this continuum. They provide us with a feeling of comfort and stability. Each photo we take is part of a bigger story, a story that encourages us to look for love not only in all the "right" places but also in those small and unexpected places. When you and your camera can find love in the image that didn't come out quite as you had hoped or in the photo that you didn't have enough time or energy to give to it then you are building a meaningful relationship with your camera.

To share love with others...and your camera, it is important to love yourself. We'll spend the first week of February photographing what makes us happy. We will then move to a week showing our love of place by exploring the many ways to photograph landscapes. Pink is the color of universal love. It represents friendship, affection, harmony, and inner peace. So, what better color is there to be our February color of the month?! We all know that love can be a balancing act. To finish the month, and as a nod to finding balance in our photography, our final week of this month will be spent discovering how symmetry brings life and energy to our images.

We hope that you and your families are settling into this new year. It is also our hope that in taking a photo a day, finding new ways to see the world around you, and being a part of the fabulous 365 Picture Today community you will find a little love.

Amy, Danette, Diane, Garnett, Kris, Lee and Lysle

EXPLAINING THE PROMPTS

The weekly themes designed to fire up your imagination, increase your skill level, learn new techniques and share your joy of the photography world!


PICTURE YOU week just might challenge you the most! Getting in front of the camera is important in so many ways. It teaches us how others feel when the camera is pointed at them and it allows us to be more comfortable in our own skin. When we include ourselves in a picture, it documents our days, but you don't HAVE to be in the photo at all if it does not fit your style. There is freedom in this week, but we do challenge you to turn the lens around and get in front of it! (You have a million pictures of your family, but none of yourself, right)? Each PICTURE YOU week will have a GUEST PROMPT where a member from our community will be given the opportunity to write a prompt for us to follow! The guest prompt is designed for you as valuable members to stretch your creative abilities and show us what you've got!

PICTURE MORE is 'technical week'. The prompts will let you explore your creativity with a technical agenda. This is the week to try new skills, revisit old ones and maybe learn some really interesting tricks. You might just surprise yourself with your technical genius! One of the greatest things about photography is its diversity. We will be exploring camera angles, symmetry, breaking the rules, negative space and other tricks to make your photography evolve! During this week we will be stretching ourselves with skills that may range from techniques such as light trails, long exposure, lens zooming and panning, or we may switch things up and add some processing fun!

PICTURE COLOR is all about color, a specific color on a Sunday chosen by one of the creative team that will be featured exclusively! Sometimes you will easily find these colors and other times these colours may be more difficult to find. Be patient - sometimes the color will just 'pop' out at you in the most unpredictable way! The color prompt week will most definitely make our galleries look lovely!

PICTURE STYLE is all about your style within different styles! Landscape, street, night, travel, portraiture, still-life, wildlife photography and other picture modes are going to be stylized to create some amazing photographs. We will also be playing around with shutter speed and double exposure to give your photos a different "pop".

EXTRA CHALLENGES: Each month we are including SELF PORTRAIT, WHERE I STAND and MACRO MONDAY challenges. We also have the new QUARTERLY CHALLENGES. First up is PICTURE YOUR WORLD, where you hopefully will return to the same place each quarter to take the same photo (see the seasonal changes), second is the SCAVENGER HUNT that went down so well last year and finally we thought that SONG LYRICS will give us all a bit of a challenge, all totally up to you, if you want to incorporate this into your daily photo.



FEBRUARY 1

TECHNOLOGY

*Picture*YOU

What Makes Me Happy - Self Portrait

Don't get me wrong, technology has always made me happy! This is me at my desk first thing in the morning after being on holiday for a week in New York. I was struggling with staying awake. This is really how I felt trying to work, first day back!

Add some humour to your self portrait today. Have a read of Lysle's blog on how she adds humour to her photos. And, don't forget to show some of your technology that you use on a regular basis.

Lee



FEBRUARY 2
BALANCE

Picture **YOU**

What Makes Me Happy

Some days you eat salad and go to the gym. Other days you eat cupcakes and refuse to put on pants. It's called balance.

Life is all about balance. You don't always need to be getting stuff done! Sometimes its perfectly okay, and absolutely necessary, to shut down, kick back, and do nothing! I'm very good at that!

Show us how you balance your life with a fun activity.

I like to spend most of my time outdoors. Sometimes "life gets in the way" but for the most part, I manage to get outside everyday. Skating has been a lifelong activity for me. It also takes balance!

Lysle



FEBRUARY 3
MIDDAY

Picture **YOU**

What Makes Me Happy - Where I Stand

Today we encourage you to share a glimpse of your day with the monthly "Where I Stand" prompt.

The idea is to show us where you are at midday whether that's cleaning the house, taking a break, or running errands...just don't forget to include your feet. You can get creative with your POV or make it a simple shot from above.

Can't wait to see where you stood at Midday!

Amy



FEBRUARY 4
SAVOR

Guest **PROMPT**

What Makes Me Happy

Savor is a word that instantly puts the senses on alert.

It anticipates a pleasurable experience ...

... one that will be enjoyed unhurriedly.

A phrase that comes to mind with 'savor' is:

'to savor the delights of something or some place.'

Often, it is a special food or drink we might savor.

What would you like to savor today?

Yvonne



FEBRUARY 5
STRIPES

Picture **YOU**

What Makes Me Happy

I'm a real tea granny and my favourite is plain old Tetley tea! I'm also a fan of mugs, but I'm a little particular about the mug that I use.

This mug is from the Hudson's Bay company of Canada and their stripes are iconic. They can be found on all sorts of merchandise. Just ask Lysle, she's an ardent collector of all stuff HBC. And since it's picture you week, I decided to include my blurry self in the photo holding my favourite striped mug of tea.

Do you have a favourite striped object or favourite piece of striped clothing that makes you happy? Take a photo of it; and, if you're up to it, put yourself or a part of yourself in the photo as well.

Diane



FEBRUARY 6
INTUITION

Picture **YOU**

What Makes Me Happy

According to the dictionary, Intuition is the ability to understand something immediately, without the need for conscious reasoning.

We are in our "What Makes Us Happy" Personal Week.

For me, it's starting my day with prayer and devotion. Intuition AND reasoning has shown me that my day ends up much better when I start it right.

Think about intuition and how it influences the day today. Capture what that means to you.

Garnett



FEBRUARY 7
SURPRISE

Picture **STYLE**

Landscape

This week's theme is landscape photography, which covers a lot of photos with different sub themes--natural landscape, cityscape, urban landscape, abstract, to name just a few.

A few techniques to remember when taking landscape photos: Shoot with a small aperture preferable f/8 or smaller. Place your horizon on the upper third or the lower third. Keep the horizon straight where needed. Make use of the blue or golden hours, as this can transform the landscape completely. And also, be aware of camera shake. For a great photo, a tripod really does help.

Some mornings you look out the window and are surprised that the sun is going to be shining and it is going to be a beautiful day. What surprise in the landscape can you show us today?

Lee



FEBRUARY 8
ROUGH

*Picture***STYLE**

Landscape - Macro Monday

It's Macro Monday!

How do we combine 'landscape' with 'macro' and also tie in the prompt word "rough"? Impossible? Nothing is impossible!

I photographed a tiny cairn of rocks balanced precariously on the edge of a waterfall. I wanted the roughness of the rocks to be in focus while still showing the beauty of the waterfall in the background.

How did I do this? I set my aperture to 4.5 and focussed on the cairn of rocks, which were about 6 feet from the waterfall. The roughness of the rocks shows up in the macro portion of the prompt while the waterfall in the background satisfies the landscape theme!

Lysle



FEBRUARY 9
AMBIENCE

*Picture***STYLE**

Landscape

When I think of ambience the first thing that comes to mind is light!

Light can set the mood or tone of your image. Just think how the ambience of the day can change from sunrise to sunset. Bright days can feel enchanting, cheerful, even optimistic whereas a low light day often feels dreary, moody or even mysterious.

As you go through your day, take notice of the landscape around you at various times. How does the ambience of the day change? Do you prefer the morning or evening light?

Amy



FEBRUARY 10
PETAL

*Picture***STYLE**

Landscape

I wasn't sure how I was going to capture a petal for today's prompt because when it's February in Minnesota, everything is dormant! Thank goodness for the creative team who gave me suggestions to get my creative juices flowing.

We don't always have the opportunity to capture a typical "beautiful" something, but remember that you will always have the opportunity to capture what's beautiful from your day.

These petals are from my lilac bush, which is my absolute favorite when it blooms in the spring. I look forward to the lovely fragrance and beautiful petals it produces each year.

What petals do you have access to today?

Danette



FEBRUARY 11
SPECTACULAR

Landscape

I think landscape week is the perfect theme for today's word, spectacular. We've all seen amazing landscape photos that awe us. Many of my favourites have been taken by folks in this group.

I visit my brother in Cobourg, Ontario as often as I can. When it's windy, I like going to the local beach to watch the waves as they crash into the pier. I love photographing them and I think they make for some spectacular photos.

I bet there are plenty of magnificent sites in your area. Show us what spectacular looks like to you.

Diane

Picture **STYLE**



FEBRUARY 12
CHILLY

Landscape

As much as I love snow, I am pretty sure I won't see any today. It's been a few years since we have seen a good snow in Southeast Virginia.

Today your challenge is to capture a chilly landscape. That could include snow, or ice, or post processing magic.

Remember when you photograph snow, to bump up your exposure a couple of stops to move the neutral from gray to white. This will make your snow nice and bright.

Garnett

Picture **STYLE**



FEBRUARY 13
RESOURCEFUL

Landscape

Landscape photography is a wide open subject, both literally and figuratively. As the photographer, we have to decide the intended subject, message, or purpose of the image we shoot, beyond being just a pretty picture.

Even with landscapes, I often shoot to focus on shapes, textures, and colors rather than on a specific subject. In this image, I was struck by the textures of the foreground and background greens, as well as the background blues of the sky and water. To me, all of the natural elements--earth, air, fire (this is a lava field in Iceland), and water--are represented here, making this a powerful image.

As you photograph a landscape today, do so with intention. You may also want to try a "less is more" approach and see what happens. You may be pleasantly surprised!

Kris

Picture **STYLE**



FEBRUARY 14
TREASURE
 Pink

*Picture***COLOR**

Yay! It's pink week!

PRETTY IN PINK!

Happy Valentines Day!

Pink is a delicate colour. It represents all things sweet, nice, playful, cute, romantic, charming, feminine and tender. It is associated with bubblegum, babies, little girls, cotton candy and sweetness! What can you find today that is pretty in pink!

Pink isn't just a colour, it's an attitude! - Myley Cyrus

Lysle



FEBRUARY 15
MEDITATIVE
 Pink

*Picture***COLOR**

As we continue with Pink color week, I want to encourage you to be mindful and present as you go through your day! Keep an eye out for the pinks that catch your attention. You may discover pink in the most unexpected place; like these little pinks I found washed up along the shore!

Hope you are surprised by what you find today! Can't wait to see!

Amy



FEBRUARY 16
BLURRY
 Pink

*Picture***COLOR**

I just happened to have some pink glitter and scrapbook paper handy to execute my idea today. I set this up by propping up my paper, getting my camera in place and ready to shoot with my remote, and then I stood behind the paper and just poured the glitter out while using a slower shutter speed and voila – a blurry pink photo! Slow shutter speeds will be your friend today (and lots of patience as well).

Danette



FEBRUARY 17
PASSION

Pink

One of the definitions of passion is "an extreme interest in something." The colour pink is said to be a combination of the passion of red mixed with the purity of white. Putting them together for today's photo seems to be a perfect match.

We all have our individual passions and interests. As 365'ers I think it's safe to say that one of them is photography. It's definitely one of my passions and one of the things that I'm passionate about photographing is sunrises and sunsets. This sunrise was captured on an island that sits in the middle of the Ottawa river. There was a hoar frost on this day that made the pink in this sunrise even more beautiful.

When you think of passion, what comes to mind? What are you passionate about photographing? Capture your passion and bonus points if it includes the colour pink.

Diane

*Picture***COLOR**



FEBRUARY 18
DOWN

Pink

You can interpret today's prompt a couple of ways. Are you feeling down? Maybe something pink may cheer you up.

Or...you can shoot down for your photo. Think flatlay.

Have you ever taken time to experiment with unusual backdrops? The roses in my photo were placed on a cookie sheet. Doesn't that give it more interest? You can shoot high key on a white background, you can go dark and moody with a black background. You can use contrasting colors. It's totally up to you. But, think about shooting down on your pink subject and think of a way to make the background interesting so that the pink will pop!

Garnett

*Picture***COLOR**



FEBRUARY 19
CIRCLE

Pink

Am I the only one who thinks doughnut when the prompt words are pink and circle?

When you are intentionally trying to include shapes in a photo, it is fun to incorporate both the obvious and the maybe not so obvious. In this photo, the doughnut is the obvious subject. Its shape is enhanced by the circle of the stand. The hole in the center of the doughnut continues the "theme" as does the base of the stand even though the circle is incomplete. The eye is expecting to see circles, so it will find the incomplete ones as well.

How many circles can you include in your photo today?

Kris

*Picture***COLOR**



FEBRUARY 20
PRESENT
Pink

*Picture***COLOR**

When walking in the park you find an abandoned pink child's bike, you must take a photo of it. Well, if you are me, you do. By putting the bike on the third of the frame against the bank of tree roots, the eye is lead to the pop of pink.

Take a photo of something pink that presents itself to you today.

Lee



FEBRUARY 21
SQUARE
Symmetry

*Picture***MORE**

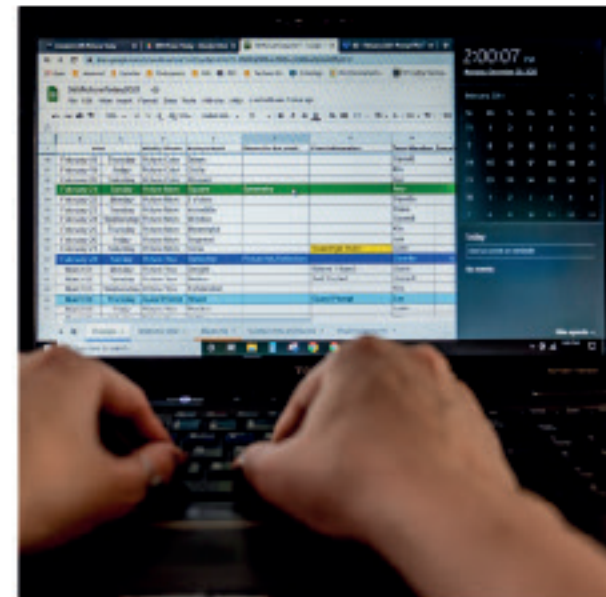
Let's explore Symmetry.

Symmetry in our images can be achieved when two halves of an image hold the same weight. However, symmetry doesn't have to be literal in the sense that each half mirrors the other. But rather, it's a balancing of objects and space. Symmetry in composition can also be achieved when different elements are used to help achieve the appearance of being symmetrical.

With this image, balance is created by placing the focus squarely in the middle and splitting the image with horizon line.

Whether you find perfect symmetry today or create your own, have fun exploring this technique!

Amy



FEBRUARY 22
2 O'CLOCK

*Picture***MORE**


Symmetry - Picture Time
Symmetry at 2 o'clock?!?!

What in the world could I find at exactly 2 o'clock to show symmetry!? Then it dawned on me as I was working on my prompts for the month... This is a glimpse of the organization necessary for the team members to utilize (set up by Lee) that helps us stay on track. Without the symmetry of the 7 of us working within the same platforms, we would be horribly lost!

How will you find symmetry today at 2 o'clock?

Maybe it's just the story behind your symmetry. I am very excited to see how you will find it today!

Danette



FEBRUARY 23
INCREDIBLE
Symmetry

*Picture***MORE**

When it snows, I like to go out and photograph snowflakes. It makes winter more bearable. To me, snowflakes are incredible! Each one is unique and the symmetry presented in each individual flake is perfection.

I've always been intrigued by snowflakes and when I saw a video on Youtube featuring Don Komarechka, I knew I had to try to photograph them. If you want to see some amazing snowflake images, check out his website at donkom.ca. If you want to try some snowflake photography, there are lots of resources and tips on the internet.

If it's snowing in your neck of the woods today, why not try and capture the symmetry in a snowflake. No two are the same! If not, I'm sure you can find all kinds of other symmetrical things in your world.

What stands out as incredible to you?

Diane



FEBRUARY 24
WINDOW
Symmetry

*Picture***MORE**

Windows are great photography subjects.... whether looking at them or looking out of them. They provide interest and can even pick up cool reflections.

We are practicing symmetry in our photography this week and windows are perfect for this.

Look for houses or buildings and notice where the windows are placed.

How can you photograph them with symmetry?

Garnett



FEBRUARY 25
MEANINGFUL
Symmetry

*Picture***MORE**

As we've seen this week, symmetry is a multi-faceted word. In its broadest sense, symmetry means balanced. In photography, this means that your photo is well-composed and that it has interest and movement throughout. How lines and light move through an image create balance. How a subject is placed in the frame with regard to negative space or background creates balance.

Find something that is both familiar and meaningful to you. Study it for a few minutes. Notice its shape. How does it look, change in different light or from another perspective? Photograph the object such that you create symmetry by way of balance. You may choose to include the entire object or only a part.

Whatever you do, create a meaningful image of something that is meaningful to you.

Kris



FEBRUARY 26
SEGMENT

Symmetry

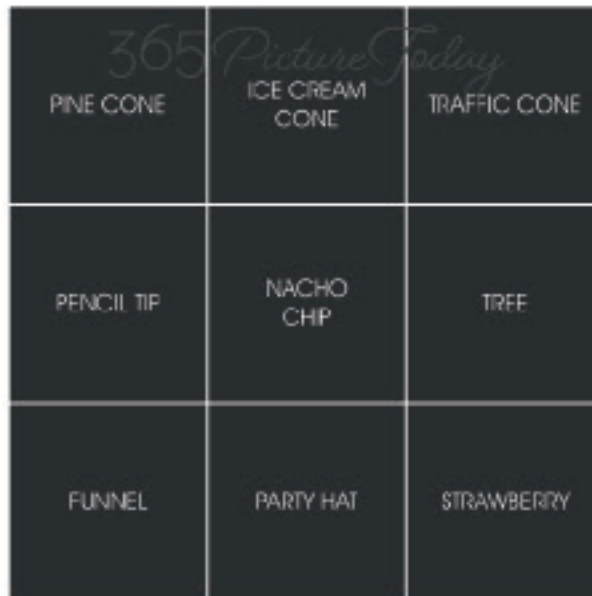
Some images are symmetrical around a central point, like a spiders web. This type of symmetry is harder to find, but when you see it, it will immediately make sense. Radial symmetry pops up in architecture from time to time.

Getting into the forest early in the morning to get the best light and with the dew still hanging around makes for great photos. I am lucky to have such a great place to go so close to home. Segments can be found in most circles.

Where are you going to find your segments today?

Lee

*Picture***MORE**



FEBRUARY 27
CONE

Symmetry

Are you ready for some photo fun! It is scavenger hunt day! Here is a list of items to go out and find and photograph! Once your hunt is complete, you will compile those images into a collage. If you need some help, please refer to the scavenger hunt blog.

Symmetry is everywhere. Today you are going on a scavenger hunt to look for cones and you will be photographing them in symmetry. The cone shape naturally lends itself to leading lines. Let's find some cones and leading lines!


Today you are on the hunt for cones! You can either position them in your photograph to draw your viewer's eye, or maybe you might just want to find cones!

Let's play!

- pine cone • ice cream cone • traffic pylon
- pencil tip • nacho chip • tree
- funnel • party hat • strawberry

Lysle

*Picture***MORE**



FEBRUARY 28
REFLECTION

Picture My Reflection

This is the week every month that you have the opportunity to be the subject of your own photos, where we encourage you to move from behind the camera to in front! You can share a little or a lot. You can include yourself or not. Whatever fits your style, there is freedom in this week!

This last day of February starts a week of reflections and we'll start with a bang! Get yourself in the photo today and picture your reflection!

Danette

*Picture***YOU**

FEBRUARY 2021

Picture YOU

What makes me Happy

- 1 Technology
- 2 Balance
- 3 Midday
- 4 Savor
- 5 Stripes
- 6 Intuition

Picture STYLE

Landscape

- 7 Surprise
- 8 Rough
- 9 Ambience
- 10 Petal
- 11 Spectacular
- 12 Chilly
- 13 Resourceful

Picture COLOR

Pink

- 14 Treasure
- 15 Meditative
- 16 Blurry
- 17 Passion
- 18 Down
- 19 Circle
- 20 Present

Picture MORE

Symmetry

- 21 Square
- 22 2 O'Clock
- 23 Incredible
- 24 Window
- 25 Meaningful
- 26 Segment
- 27 Cone

Picture YOU

- 28 Reflection

365 Picture Today CREATIVE TEAM



Amy

amy@365picturetoday.com



Danette

danette@365picturetoday.com



Diane

diane@365picturetoday.com



Garnett

garnett@365picturetoday.com



Kris

kris@365picturetoday.com



Lee

lee@365picturetoday.com



Lysle

lysle@365picturetoday.com