


SEPTEMBER 2023

365
Picture
Today



365 Picture Today

WE LOVE SEPTEMBER, ESPECIALLY WHEN WE ARE IN IT!

When you take a picture a day, everyday, for a year, it sure marks the passage of time. Time seems to be flying by with absolutely no sign of slowing down as we approach the ninth month of our 365 Picture Today challenge.

Sometimes it seems there is either not enough time, or too much time! But what is the right amount of time? I think all "time" is good "time" and we must take advantage of it and own it. The passage of time is inevitable but we can make it fun. In fact, we do! By taking a picture a day, we are slowing down time, enjoying that time in a creative way, and preserving that time forever through our photographs.

Although making time to take our daily picture sometimes seems difficult, and posting it even more so, try to think of it as time spent making possibilities, new understandings and creating a fresh start every single day...not to mention making memories. The "future you" and others, will one day look back at your picture a day project and say, "now that was a year worth remembering".

Essentially, we are seizing the day!

Amy, Diane, Garnett, Kris, Lee Leslie and Lysle

EXPLAINING THE PROMPTS

SEPTEMBER 1
PHENOMENAL
Primary

Picture **COLOR**

Each month is broken into 4 weekly themes: Picture Life, Picture Basic, Picture Color and Picture Style. These are meant to fuel your imagination, keep you engaged, and challenge your creativity. They give you the opportunity to see the same things in different ways.

PICTURE LIFE

Picture Life is where you will be challenged to chronicle your life. Each Picture Life week will have a theme which will give us a glimpse into your day to day life. This is where we all will have the opportunity to get to know one another a little more. We encourage you to show us all aspects of your life, including your beautiful self! In Picture Life week there will be a Where I Stand prompt coupled with a time of day prompt. Here we encourage you once a month to show us what you are doing at a certain time of the day by showing us where you are standing.

PICTURE BASIC

Let's get technical! This will challenge your creativity with a technical agenda. In these weeks of your year you will look at leading lines, flat lays, lights and shadows, (to name a few!). Don't be shy to ask for clarification, camera settings or any tips and tricks. We aren't magicians here, we share our secrets!

PICTURE COLOR

We will focus on a specific color chosen by the Creative Team for these weeks. This year our colour choices will be a little beyond just the basics. You can include a little of the color, go completely monochrome or anything in between. You will likely find that this is one of your favourite weeks.

PICTURE STYLE

Lifestyle, architecture, landscape, sports, golden hour, are just some of the styles you will be encouraged to play around with to try out something new. Some of these might be a little out of your comfort zone. Our hope is that by the end of the week you may have discovered something you love. You might find style in your original photo or add some style in post-processing.

EXTRA CHALLENGES

Along the way you'll notice a few added monthly challenges sprinkled in to give you extra inspiration.

Macro Monday - For this prompt we encourage you to get in close. Grab your macro lens, macro filters or just crop your photo in post-processing. This is where we can focus on the little details.

Scavenger Hunt - A quarterly challenge where instead of one prompt, you have 4 . Take the 4 photos and make a collage. Make it work for you and your day.

Picture My World - This is a quarterly challenge. We are hoping you can return to the same spot 4 times on these days to document the changing seasons in your world or in your life.

Extra Seasonal Challenge

We are introducing something new this year... Seasonal challenges. Seasonal challenges are extra technical challenges to help you learn or practice technical skills. The challenge is separate from daily prompts and is there to give you that extra boost if you want to take it on. The extra challenge will occur 4 times a year and will come with technical instruction. Once the challenge is offered, you will have a week to think about it, practice, and then take and post your image.



Phenomenal - *remarkable or exceptional, especially exceptionally good.*

When you go to a party and you have some fun with the lights you find, putting your hand in front of them whilst taking a photo, I think it came out exceptionally well!

So what is remarkable that is happening to you today, that has the three primary colours?

Lee

SEPTEMBER 2
DELIGHT
Primary

PictureCOLOR



Today's your last opportunity to hunt for those primary colors. I hope you've been delighted with your searches!

Sailing on our little lake has brought many happy memories. When picking out our sail colors, we chose this rainbow-hued design to reflect our delight in being on the water.

What colorful place or pastime brings you delight?

Leslie

SEPTEMBER 3
FOCUS
Golden Hour

PictureSTYLE



This week we will focus on the magical light that appears shortly after sunrise and right before sunset called the Golden Hour. This happens when the sun is low in the sky causing the sunlight to be less harsh and filled with those golden tones that we as photographers crave!

The lower angle and softer light of the rising and setting sun can be a great time to play around with different techniques. For example: silhouettes, backlighting, sunflares, reflections, and long shadows. Remember not all golden hour photos need to be outdoors. The light streaming indoors can have all that golden goodness too!

The sky changes quickly so you may need to check the weather and plan ahead or be ready to seize your photo the moment the light turns.

Amy

SEPTEMBER 4
ENCOURAGE
Golden Hour

PictureSTYLE



Golden hour is the perfect time for photos. The light is just so special at this time of day. I encourage you to get out this week and take advantage of the golden hour. You won't regret it. I know I'm looking forward to getting out and taking advantage of this gorgeous light. I don't do it enough.

I took this photo at our local park at golden hour. I watched this young girl as she encouraged the ducks to come over near her for some food. I loved the light on her and felt compelled to grab a quick photo.

Diane

SEPTEMBER 5
DISCOVER
Golden Hour

*Picture*STYLE




As photographers, we are taught that the best light is during the golden hour. As we search for light, we discover objects and scenes look differently at various times of day. I take photos down at the "point" quite often. I have discovered the golden hour makes it magical. What are you discovering about golden hour this week?

Garnett

SEPTEMBER 6
ENCHANT
Golden Hour

*Picture*STYLE



Enchanting is a wonderful word to describe the light of the golden hour. It really doesn't matter what your subject is, the light of the golden hour makes almost any subject seem bigger than life.

The story in this photo is about the setting sun bouncing its last light off the clouds and the water. Though it might seem that the blowing grasses in the forefront of this image are its subject, they really just point the eye toward and help to frame the light.

Enchant us with a photo where the golden hour light is the subject of your photo.

Kris

SEPTEMBER 7
PROMPT FREE
Golden Hour

*Picture*STYLE

365
Picture
Today

Today is a blank canvas for which all of the other prompts have prepared you.

Keep your eyes open and have fun!

Prompt Free

SEPTEMBER 8
DAYDREAM
Golden Hour

Picture **STYLE**



The Golden Hour lends itself to peaceful reflection. And anytime I'm on the water, I use that time to let my mind explore ideas and possibilities.

Where do you do your best daydreaming? Indoors, outdoors, on your commute? Catch that place after sunrise or before sunset. If you feel like it, share what you're daydreaming about these days.

Leslie

SEPTEMBER 9
ELEVATE
Golden Hour - Picture My World

Picture **STYLE**



Today is the third installment of the Picture My World series of seasonal shots. Go back into your archives and find your March and June pictures and add your September shot. It is going to be extra beautiful in September during the golden hour! To add to all that, you need to show yourself elevating something. Have fun with it! Elevate yourself by jumping or throwing something. You may prefer to hold something aloft such as some flowers or a puppy or an icecream or some fall foliage. You choose! Show us your special seasonal space during the golden hour.

Lysle

SEPTEMBER 10
ENTERTAIN
Superpowers - Picture Me

Picture **LIFE**



It's Picture You week again and this week our theme is superpowers! As it's Sunday Selfie, entertain us with your superpowers. What silly superpower do you have and want to show off today? The sillier the better!

My superpower is my ability to stand on the ceiling without falling! Quite the feat considering I can trip over my own feet quite easily when I'm upright! I found the Museum of Illusions in Madrid, Spain to be quite entertaining and who knew I'd discover my superpower there.


Diane

SEPTEMBER 11

FEEL

Superpowers - Macro Monday

PictureLIFE



We are discovering our Super Powers this week! Being tenderhearted can serve you well in your relationships. This is especially true as you love and care for friends and family. The flip side is being too sensitive and getting your feelings hurt! This is Macro Monday so translate that Super Power into a Macro or Close-Crop image!

Garnett

SEPTEMBER 12

DEVELOP

Superpowers

PictureLIFE



Honestly, I don't think of myself as having superpowers. Any "powers" that I have I've developed with lots of hard work over many years. The one place where that hard work shows itself regularly is in the classroom. Teachers will always have an effect on their students, either positive or negative; I work extremely hard to make sure that my impact on every student in my classroom is a positive one. Some may see achieving this as a super power. I see it as my job.

What "power," super or otherwise, have you developed? Show us what it looks like.

Kris

SEPTEMBER 13

ENDEAR

Superpowers

PictureLIFE



I think that we all have superpowers, Jaspers superpower is to be able to sit still whilst I dress him up and take a photo of him.

He is definitely loved!

What endearing animal or person do you know that has some superpower?

Lee

SEPTEMBER 14

ENTHUSE

Superpowers - Where I Stand - 9 O'Clock

*Picture***LIFE**



You may not wear a cape, but there are things you tap into to conquer your challenges and reach your goals. Those are your superpowers!

The Leslie clan motto is "Grip Fast." My superpower of dogged determination must be in the genes! On morning walks, I enthusiastically draw on that power when teaching my stubborn puppy her leash manners. Having a well-behaved dog will be worth the trouble in the end!

Show us using your superpowers at work at 9 o'clock--A.M or P.M -- and with or without a cape!

Leslie

SEPTEMBER 15

FONDNESS

Superpowers

*Picture***LIFE**



What's your super power? Mine is working out and staying strong. I have a fondness for it!

Maybe yours is cooking, cleaning, knitting, pickleball, playing an instrument, curling your tongue or double jointness.....show us anything you are fond of!

Surprize us with your ultimate super power!

Lysle

SEPTEMBER 16

DEDICATION

Superpowers

*Picture***LIFE**



Is there something you enjoy that requires dedication? A routine that makes you feel fantastic? An achievement you'd like to share? Or simply a moment in the day that called for documenting.

As the memory keeper/paparazzi for our friend group, it has taken a lot of determination over the years to get to the point that when they see my camera they don't run and hide! As well as some creativity! Here we are marking a special occasion with a fun toast and even though our faces aren't showing we all know who's who.

There is something SUPER about all of us and I can't wait to see what you share!

Amy

SEPTEMBER 17

LEARN

Rule of Thirds

PictureBASIC



We are entering a new week of Picture Basic. This week we will be practicing the Rule of Thirds. Most of us learned the rule of thirds when we first picked up our camera. You simply place your subject in the left or right third of an image, leaving the other two thirds more open. This is one of the most pleasing composition techniques. In my example image, the bird is on the right third. Try different compositions of thirds (right, left, top, bottom) and find one that is most pleasing to you.

Garnett

SEPTEMBER 18

NICHE

Rule of Thirds

PictureBASIC



I suspect the manufacturing of riptide signs is a niche market, but when they are used, they are really important! Their placement around the water is such to catch the eyes of those approaching, just as we place objects of importance on the intersection of a third in our photos.

The interesting thing about the rule of thirds in an image is that it can be applied not only to the placement of the intended subject of a photo, but also to the middle ground and background components of an image.

The sign is placed on the left third of the frame, dividing the vertical. It also helps to divide the horizontal space. The top of the sign and the rocky reach create the horizontal thirds.

Also, the horizon in this image is in the middle, but the bottom half of the frame uses the rule of thirds, two-thirds rock and one-third water. This helps to soften the actual horizon line.

As you compose today's photo, look for less obvious ways to apply the Rule of Thirds.

Kris

SEPTEMBER 19

QUANTITY

Rule of Thirds

GuestPROMPT



I used the quantity of people playing in the fountain along with the buildings to anchor my image by putting the fountain in the left and center lower third of the image and framing it with the buildings and the sky. It makes for nice movement around the image.

Thank you, Lee Glasby, for reaching out and asking me to get out of my comfort zone to be featured and do a guest prompt this month.

Debra Lincoln-MacPherson

SEPTEMBER 20

QUIET

Rule of Thirds

PictureBASIC



Drip, drop. The quiet sound of raindrops on leaves is universally soothing. To create a sense of quiet in this photo, I filled the lower third with maple branches, the lone branch on the vertical third, and the cluster of leaves at the intersection of the top third. That's a lot of thirds!

Find a place, thing, or activity that symbolizes quietness to you. If your camera has a grid overlay, put it to use. Or just imagine a tic-tac-toe board on your lens! After you shoot, take a minute to enjoy the peacefulness.

Leslie

SEPTEMBER 21

POWER

Rule of Thirds

PictureBASIC



Rule of thumb re: Rule of Thirds....according to Wikipedia, "the image should be imagined as divided into nine equal parts by two equally spaced horizontal lines and two equally spaced vertical lines and that the important compositional elements should be placed along these lines or their intersections! This creates more tension, energy, and interest in the composition than simply centering the subject."

That's powerful information.

I photographed a swimmer from above. By placing her in the bottom left corner of the photograph, I was able to show how powerfully she moved through the water. It also begs the viewer to wonder where she came from and where she is going.

Find a powerful subject matter and use the Rule of Thirds to convey that power.

Lysle

SEPTEMBER 22

CONTINUOUS

Rule of Thirds

PictureBASIC



Today for our Rule of Thirds practice let's divide our image horizontally; placing the subject on either the upper or lower third instead of left or right. Using a horizontal placement can be visually appealing when the majority of the subject fills the frame as it does with a landscape, or architecture, or when the horizon is included. By placing the top of the sand dunes on the upper third it becomes the main subject instead of the sky.

Choose a subject that you can make appear continuous through your image!

Amy

SEPTEMBER 23

PRIZE

Rule of Thirds

*Picture***BASIC**



Are you getting used to shooting your photos using the rule of thirds? Are you noticing how composition techniques can enhance the look of your photos? I find the rule of thirds to be a great technique to help my photos look more balanced and pleasing to the eye.

This young lady was fishing off the shore at a local park. I watched for a while and was curious to see if she'd actually find a prize at the end of her line. I placed her on the third and looking towards the right. By doing this it leaves room for us to see her fishing pole and some of the river. It leaves space for the story to unfold.

Use the rule of thirds to show us whatever prize you might discover today.

Diane

SEPTEMBER 24

OCCASION

Rose

*Picture***COLOR**



And here we are at color week again! This month we are celebrating the color rose. The color rose typically depicts a sense of liveliness, beauty, and warmth. Who doesn't need as many of those things in their life as they can get?!

We are not a family of obligatory gifts on "special" occasions so I don't expect flowers on my birthday or anniversary, but I am often surprised by receiving them on a random Monday or rainy day or rosy day. Whatever the reason or the day, there is no question that a rose-colored flower or two definitely adds beauty and warmth to the day.

Enjoy surrounding yourself with the color rose this week!

Kris

SEPTEMBER 25

SPLENDOR

Rose

*Picture***COLOR**



What is more splendid than sweets, especially when they are heart-shaped and in a beautiful jar?

I put these sweets on a white surface, and put some paper behind them to pick up the rose colour.

What splendid rose-coloured items have you found today?

Lee

SEPTEMBER 26
MIRTHFUL
Rose

PictureCOLOR



Pink tones elicit positive, happy feelings in people. These girls were feeling mirthful (merry, amused) seeing each other again at the start of school. They didn't plan to wear all that rosiness! Maybe it was about being reunited after so long that inspired their choice of clothes.

Find something that makes you or someone else feel or act mirthful. Include some rosiness to enhance the feeling.

Leslie

SEPTEMBER 27
QUENCH
Rose

PictureCOLOR



Today is all about the colour rose! Make yourself a cocktail or mocktail in the colour rose! Or, photograph something that quenches your thirst or curiosity in a rosey colour!

Lysle

SEPTEMBER 28
OUTLOOK
Rose

PictureCOLOR



Outlook - *a person's mental attitude or thinking about something; point of view.*

What will you find today that will have you seeing the world through rose-colored glasses?

It could be a fun accessory that makes you feel cheery, something in nature that catches your eye, or a sweet treat to lift your spirits.

A pink sky always brightens my day!

Amy

SEPTEMBER 29

ZIP

Rose

Picture **COLOR**



The burst of fireworks zip through the evening sky giving us a show that leaves us breathless. The casino in Gatineau holds a fireworks competition every year and the shows are amazing. Every Wednesday and Saturday you can find dozens of photographers all set up on a bridge in downtown Ottawa poised to capture these fireworks competitions. It's the best vantage point for photos. This was my first attempt at capturing these fireworks, but it won't be my last. I was thrilled with the results and I can understand why it's such a draw for so many photographers. What's even better is the burst of fireworks I captured here contained all sorts of shades of rose.

How can you add a little zip to your photo today?

Diane

SEPTEMBER 30

SAFE

Rose

Picture **COLOR**



I don't know about you, but I feel perfectly safe photographing bees when I have a camera in front of me. When I don't, however, it's a different story.

Do you feel safe with a camera? Whether it's approaching people or critters, does it give you more courage?

What rose-colored subject can you safely capture today?

Garnett

SEPTEMBER 2023

Picture COLOR

Primary

- 1 Phenomenal
- 2 Delight

Picture STYLE

Golden Hour

- 3 Focus
- 4 Encourage
- 5 Discover
- 6 Enchant
- 7 Prompt Free
- 8 Daydream
- 9 Elevate

Picture LIFE

Superpowers

- 10 Entertain
- 11 Feel
- 12 Develop
- 13 Endear
- 14 Enthuse
- 15 Fondness
- 16 Dedication

Picture BASIC

Rules of Thirds


- 17 Learn
- 18 Niche
- 19 Quantity
- 20 Quiet
- 21 Power
- 22 Continuous
- 23 Prize

Picture COLOR

Rose

- 24 Occasion
- 25 Splendor
- 26 Mirthful
- 27 Quench
- 28 Outlook
- 29 Zip
- 30 Safe

365 *Picture Today* CREATIVE TEAM




Amy

amy@365picturetoday.com



Diane

diane@365picturetoday.com



Garnett

garnett@365picturetoday.com



Kris

kris@365picturetoday.com



Lee

lee@365picturetoday.com



Leslie

leslie@365picturetoday.com



Lysle

lysle@365picturetoday.com